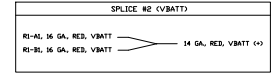
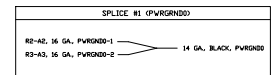
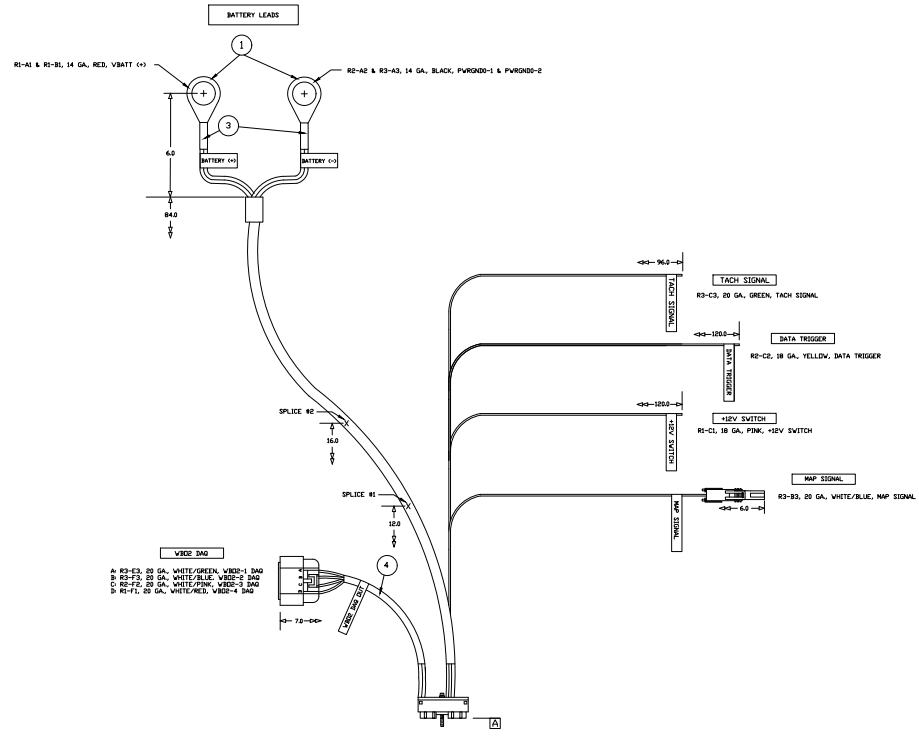


ECM CIRCUIT	WIRE GAUGE	GOES TO	WIRE COLOR	NOTES
R1-A1	16	VBATT (+)	RED	VBATT (+)
R1-B1	16	VBATT (+)	RED	VBATT (+)
R2-A2	16	PWRGNDD-1	BLACK	VBATT (-)
R3-A3	16	PWRGNDD-2	BLACK	VBATT (-)
R3-B3	20	MAP SIGNAL	WHITE/BLUE	MAP SIGNAL
R1-CL	18	+12V SWITCH	PINK	+12V SWITCH
R2-C2	18	DATA TRIGGER	YELLOW	DATA TRIGGER
R3-C3	20	TACH SIGNAL	GREEN	TACH SIGNAL
R3-E3	20	A: WBD2-1 DAG	WHITE/GREEN	WBD2-1 DAG
R3-F3	20	B: WBD2-2 DAG	WHITE/BLUE	WBD2-2 DAG
R2-F2	20	C: WBD2-3 DAG	WHITE/PINK	WBD2-3 DAG
R1-F1	20	D: WBD2-4 DAG	WHITE/RED	WBD2-4 DAG



- WBD2 DAG**
- A: R3-E3, 20 GA, WHITE/GREEN, WBD2-1 DAG
  - B: R3-F3, 20 GA, WHITE/BLUE, WBD2-2 DAG
  - C: R2-F2, 20 GA, WHITE/PINK, WBD2-3 DAG
  - D: R1-F1, 20 GA, WHITE/RED, WBD2-4 DAG

MEANEY BROTHERS, INC.			
SCALE NONE	APPROVED BY:	DRAWN BY: JMI	
DATE: 06/08/17		REV C	
BIG BAND DAG_VBATT_MISC I/D MWH			
DRAWING NUMBER			JMI-006-068